


Setup MTAutoBT for Metatrader

- First you need to create your configuration json file, beware that configuration files for Metatrader versions 4 and 5 isn't same:

1. you can find templates in application directory, like this one:



metatrader5.json

2. examble file, btw comments (//) are not allowed in json, so do not copy 'n paste

```
{
// list of Metatrader directories, more instances you have, more tests will run at same time
"MetatraderDir": [ "C:\\MT5_1", "C:\\MT5_2" ],
// destination directory for backtest reports
"ReportDir": "C:\\REPORTS",
// source directory with EA files
"SourceDir": "C:\\EA",
// broker name from EADeployer.xml
"BrokerName": "Admiral Markets",
// Path to config files
"RenameToolXml": "RenameToolConfig.xml",
"EADeployerXml": "EADeployer.xml",
// backtest date for Metatrader (YYYY.M.D)
"FromDate": "2018.1.1",
"ToDate": "2020.1.1",
// (0 — "Every tick", 1 — "1 minute OHLC", 2 — "Open price only", 3 — "Math calculations", 4 — "Every tick based on real ticks")
"Model": "0",
// (0 — off, 1 — 1/2 of the testing period, 2 — 1/3 of the testing period, 3 — 1/4 of the testing period, 4 — custom interval specified using the ForwardDate parameter)
"ForwardMode": "0",
// (0 — optimization disabled, 1 — "Slow complete algorithm", 2 — "Fast genetic based algorithm", 3 — "All symbols selected in Market Watch")
"Optimization": "0",
// (0 — the maximum balance value, 1 — the maximum value of product of the balance and profitability, 2 — the product of the balance and expected payoff, 3 — the maximum value of the expression (100% - Drawdown)*Balance, 4 — the product of the balance and the recovery factor, 5 — the product of the balance and the Sharpe Ratio, 6 — a custom optimization criterion received from the OnTester() function in the Expert Advisor), 7 — the maximum of complex criterion.
"OptimizationCriterion": "0",
// (0 — normal, -1 — with a random delay in the execution of trading orders, >0 — trade execution delay in milliseconds, it cannot exceed 600 000)
```

```
"ExecutionMode": "0",  
  
// license key  
  
"LicenseKey": "XXXXXX"  
}
```

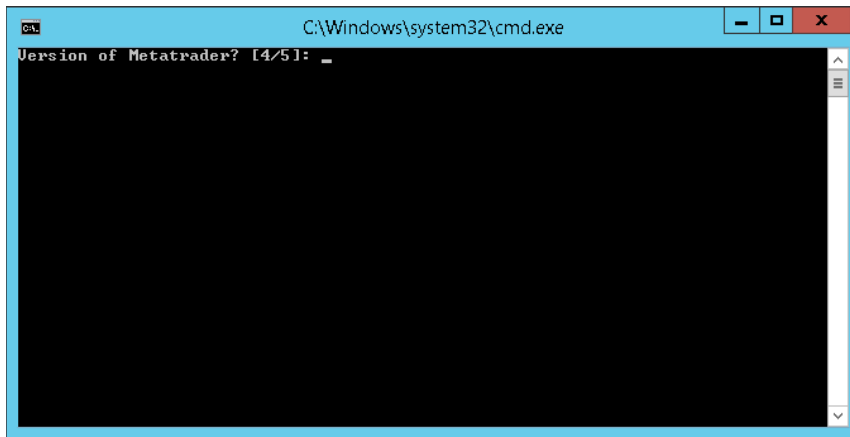
• **How to start backtest:**

1. start batch wrapper

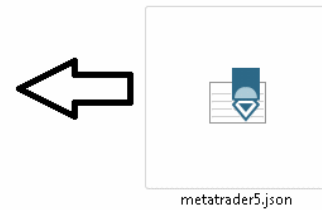
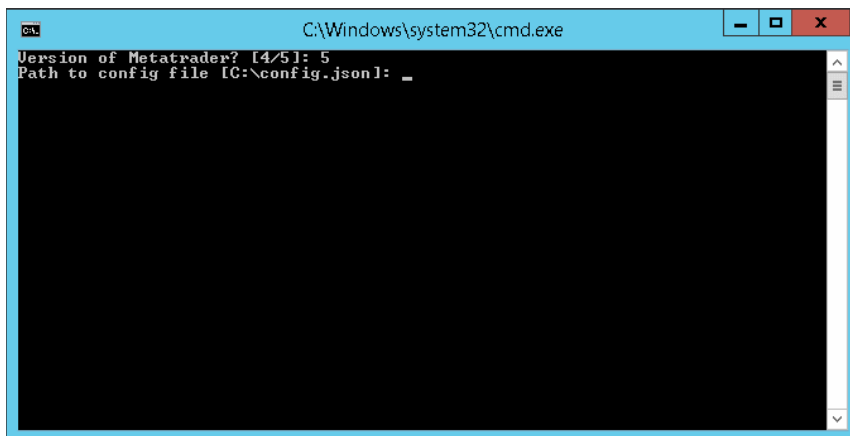


StartWrapper.bat

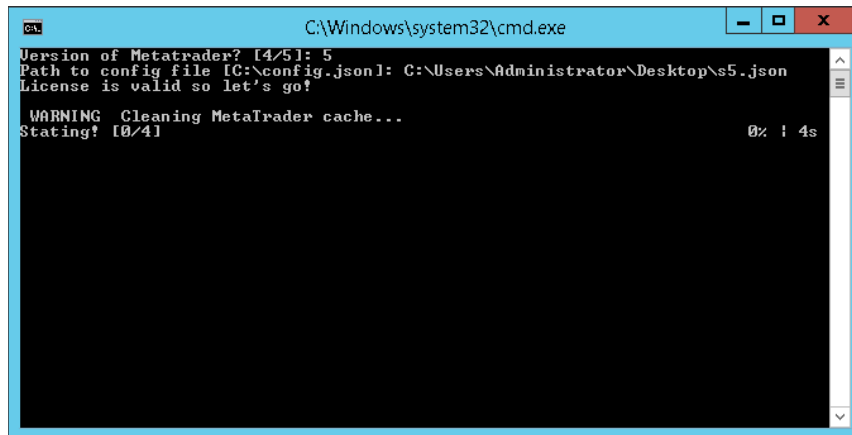
2. enter version of Metatrader



3. by drag 'n drop or type path to json configuration file and press enter



4. It's running



```
C:\Windows\system32\cmd.exe
Version of Metatrader? [4/5]: 5
Path to config file [C:\config.json]: C:\Users\Administrator\Desktop\s5.json
License is valid so let's go!

WARNING: Cleaning MetaTrader cache...
Starting! [0/4]                                0% | 4s
```

- **For advanced users:**

Running MTAutoBT from command line

for mt4 use parameter -4 and for mt5 use -5, Next argument is valid path to configuration json file

example usage for mt5:

```
MTAutoBT.exe -5 metatrader5.json
```

example user for mt4

```
MTAutoBT.exe -4 metatrader4.json
```